

**mafelli**  
creating excellence



Cordless reciprocating saw  
RS 32-18

# A genuine all-rounder: The RS 32-18.

## Impeccable build quality and uncompromising dust protection



The RS 32-18 embodies Mafell's DNA, as exemplified by impeccable workmanship and full protection against dust ingress. In short, the saw is built to withstand the rigors of daily use on construction sites.

## Effective hose connector with adjustable shoe



By way of the detachable hose connector, chips and dust particles are eliminated directly alongside the sawblade.



With CAS batteries for exceptional power, independence and thanks to the CAS battery system, nothing stands in the way of flexible use of other system partners.

The RS 32-18 reciprocating saw brings together high performance, the ErgoBalance concept and variable speeds for multiple applications. It's the ideal tool for cutting every conventional material, including wood, metal and insulating materials. Ergonomic design and excellent construction ensure ease of use, even when tackling challenging tasks.

#### LED work lamp



Bright LED lamps with an after-glow effect perfectly illuminate the working area.

#### ErgoBalanceConcept



The MAFELL ErgoBalance concept makes all the difference, no matter what the job. Easy operation with the left or right hand.



# Unlimited performance

## PERFECTLY FLUSH



Use of the appropriate bi-metal blade (BIM) makes perfectly flush sawing a simple task.



## PLUNGE CUTS

With the correct blade fitted, plunge cutting is quick and easy.

## FAST BLADE CHANGES



The chuck lever facilitates rapid and simple blade changes.



The RS 32-18 sets new standards of performance and efficiency. At its heart is a powerful brushless motor offering continuously variable speeds. No matter what the job - the RS 32-18 is equal to the task and performs with distinction.

#### MULTIPLE MATERIALS



The reciprocating saw is compatible with a vast range of materials. Simply fit the appropriate blade and you're ready to undertake a huge variety of work.



#### SAWING INTO WINDOW FRAMES



The RS 32-18 is perfect for slitting and removing a wide assortment of old window frames.

#### RUGGED CONSTRUCTION



The reciprocating saw comes into its own when working fast in demanding demolition environments.

# The RS 32-18: Tough, convenient, calibrated.



## Adjustable shoe

To utilize the sawblade to greater effect, the shoe can be released with a pushbutton for repositioning. The non-stick sole is hinged to allow perfect contact with the work.



## Scaffold hook

A latching scaffold hook allows the saw to be easily and securely suspended from suitable horizontal poles or other strong structures.

## Flexible use

Thanks to the universal chuck, the blade can be rotated through 180° (with the teeth pointing upwards).



## LED work lamp

Bright LED lamps with an after-glow effect illuminate the working area perfectly.

## Dust protection

The housing design and a high-quality special seal effectively protect the entire machine against penetration by chips and dust.



## Hose connector

Dust and chips are extracted efficiently by way of the hose connector. If necessary, it can be detached without any tools.

## Soft grip

The rubberized gear case significantly dampens vibration and prevents slipping to ensure a secure grip even when working in awkward situations.



Thanks to great attention to detail, the RS 32-18 is perfectly calibrated to overcome every challenge. Designed especially for ease of use, the machine offers every convenience to achieve excellent work outcomes.



**Starting lockout**

The integral starting lockout is a safety feature that prevents the saw from being started accidentally or unintentionally.

**Trigger**

The optimally shaped throttle switch enables a smooth start for a pleasant sawing experience.



**Oscillating stroke**

For accelerated progress, the oscillating stroke function is quick and easy to activate and disable.



**Battery release protection**

The position of the saw handle, well above the release button, prevents the battery from being unlatched by accident or unintentionally.



**Battery charge indicator**

Easy to see: the battery charge can be checked at any time by pressing a button.



**Extraction hose**

A hook-and-loop strap allows the vacuum hose to be securely and neatly attached to the saw. The hose therefore passes conveniently underneath the machine body.

# The MAFELL ErgoBalance principle: focusing on the user.

## MORE CONTROL

### Soft grip

The rubberized gripping surfaces of the RS 32-18 prevent slipping and ensure a secure grip even when working in awkward situations.



### User-friendly switch positioning

All relevant switches can be operated intuitively by left and right-handers alike. Ergonomic design thus facilitates perfect control of the machine.



### Intuitive handling

By sitting comfortably in the hand and offering generous contact for all the fingers, the ergonomically positioned handle fosters relaxed and fatigue-free operation.



## BETTER BALANCE

### Handle position

By sitting comfortably in the hand and offering generous contact for all the fingers, the ergonomically positioned handle fosters relaxed and fatigue-free operation.



### Perfect center of gravity

The center of gravity provides an ideal balance point to facilitate effortless machine operation. It reduces tiredness – even when working long hours.



**By embracing the MAFELL ErgoBalance concept, our reciprocating saw is ideal for every application. It paves the way for both safe operation and ease of control, and thus effectively prevents fatigue.**

Like its stablemates, this new cordless saw offers every convenience for daily use on site where mains power is unavailable. Our designers focused their attention on ergonomics and ease of use. Owing to precise analysis of the center of gravity, for example, the new saw is perfectly balanced. All thanks to the MAFELL ErgoBalance principle.



#### ENHANCED SAFETY



##### **Starting lockout**

Unintentional starting of the reciprocal saw is safely prevented by operating the centrally located starting lockout.



##### **LED work lamp – no shadow**

Bright LED lamps with an afterglow effect illuminate the working area perfectly.



##### **Superior workmanship**

The exceptional build quality is exemplified by neat joints, smooth transitions and the gently curved shape of the housing and all controls.

# Battery technology: delivering even greater stamina.

**NEW**


## LiHD

LiHD batteries set new standards in the combination of high performance, long service life and versatility. The high-performance cells of the LiHD batteries offer maximum power for every application.

## LiHDX

With the new tabless technology, the current is no longer transmitted via individual points, but via a full-surface connection of anode and cathode. This results in lower internal resistance and less heating of the cells for

- Even better performance
- Even longer running times and service life



### ENHANCED PERFORMANCE

- New cell technology in a re-engineered power pack.
- High-current busbars and enlarged contacts.
- Special copper alloy cell connectors for 3x enhanced conductivity.

### LONGER SERVICE LIFE, EXTREMELY RUGGED

- Outstanding protection against internal contamination provided by full encapsulation, varnished circuit boards and the well sealed cover.
- Cells protected by rubber buffers.
- More usable energy results in less frequent charging.
- Rubberized battery pack offers non-slip stability and impact protection.

### LONGER RUNTIME

- More active material in the cells, use of high-grade materials (silver and copper).

The upgraded PowerTanks for our cordless tools feature advanced processor-controlled battery technology. A key advantage lies in continuous monitoring of all the relevant parameters of the individual battery cells, including temperature and charge. The floating battery cells are also ideally protected against mechanical influences. This ensures a prolonged long service and fewer downtimes.

## CAS. MAKING EVERYTHING EASY.



The battery packs are fully compatible with MAFELL's other 18 Volt power tools. In fact, they also match all the tools in the Cordless Alliance System (CAS) – the multi-vendor battery system of the leading power tool brands. CAS encompasses a huge selection of powerful cordless tools for an enormous variety of applications. Users benefit from needing fewer battery types on-site – in ideal circumstances, just one.

# Technical data / Delivery scope includes













<b>Type</b>	<b>RS 32-18</b>
<b>Technical Data</b>	
<b>Nominal voltage</b>	18 V
<b>Nominal No. of strokes – no load</b>	0 - 3.000 1/min
<b>Sound pressure level (L<sub>PA</sub>)</b>	90 dB (A)
<b>Sound power level (L<sub>WA</sub>)</b>	98 dB (A)
<b>Weight (EPTA)</b>	4,8 kg (including battery)

<b>Model</b>	<b>91F602</b> <b>Cordless reciprocating saw RS 32-18 PURE in L-MAX3</b>
<b>Delivery specification</b>	1 reciprocating sawblade RSB-WM225 (for wood/metal) 1 saw blade tube 1 hose connector 1 hook-and-loop strap

# Tools / Special accessories

Illustration	Designation	Ref. No.	Illustration	Designation	Ref. No.
	<b>Battery-PowerTank</b> 18 M 72 LiHD (18 V, 72 Wh, 4,0 Ah)	<b>094500</b>		<b>Power-Set 1</b> 2x 18 M 72 LiHD + APS M	<b>209596</b>
	<b>Battery-PowerTank</b> 18 M 99 LiHD (18 V, 99 Wh, 5,5 Ah)	<b>094503</b>		<b>Power-Set 2</b> 2x 18 M 99 LiHD + APS M	<b>209599</b>
	<b>Battery-PowerTank</b> 18 M 144 LiHD (18 V, 144 Wh, 8 Ah)	<b>094498</b>		<b>Power-Set 3</b> 2x 18 M 144 LiHD + APS M+	<b>209598</b>
	<b>Battery-PowerTank</b> 18 M 72 LiHDX (18 V, 72 Wh, 4,0 Ah)	<b>094523</b>		<b>Power-Set 4</b> 2x 18 M 144 LiHDX + APS M+	<b>212615</b>
	<b>Battery-PowerTank</b> 18 M 144 LiHDX (18 V, 144 Wh, 8 Ah)	<b>094520</b>		<b>Power-Set 5</b> 4x 18 M 99 LiHD + 2x APS M+ in MAX3	<b>209633</b>
	<b>Battery-PowerStation</b> APS M, 18V	<b>094492</b>			
	<b>High-speed charger</b> APS M+	<b>094509</b>			

# The sawblade range

Description	Ref. No.	Body thickness (mm)	Overall length (mm/inch)	Pitch (mm)	Max. cutting capacity (mm/inch)	Blade material	Qty. in pack	Timber	Plain boards (particle board, battenboard)	Wood with nails	Timber with mortar and nails	Wood with tough metal	Plastic	Reinforced plastics FRP, CRP	Hollow brick	Cement boards	Steel	Hard steel	Non-ferrous metals	Cast iron	Stainless steel tubes	Insulating materials (fiber insulation)	
<b>RSB-W150 Precision Wood</b>  coarse · curves · fast · plunge cutting	092620	1,25	150 5 7/8	4	100 3 15/16	BIM	5	✓	✓														
<b>RSB-WU200 Progressor Wood Universal</b>  clean · smooth · fast · straight · plunge cutting	092621	1,25	200 7 7/8	2,4-4,0	150 5 7/8	HCS	5	✓	✓														
<b>RSB-WM150 D Wood + Metal Demolition</b>  coarse · universal · rugged · window demolition	092622	1,25	150 5 7/8	4,3	100 3 15/16	BIM	5	✓	✓	✓	✓	✓						✓	✓				
<b>RSB-WM225 Heavy Wood + Metal</b>  fast · universal · straight	092623	1,25	225 8 7/8	3,2-5,1	175 6 7/8	HCS	5	✓	✓	✓	✓	✓											
<b>RSB-FM225 Flexible Metal</b>  flush · fast	092624	0,9	225 8 7/8	1,4	175 6 7/8	BIM	5										✓		✓				
<b>RSB-WM150 DC Wood + Metal Demolition Carbide</b>  precise · straight · extreme demolition · Longlife	092625	1,25	150 5 7/8	4	100 3 15/16	Carbide	1				✓	✓	✓						✓				
<b>RSB-MM225 C Multi Material Carbide</b>  precise · universal · straight · extreme demolition · Longlife	092626	1,25	225 8 7/8	3-4	175 6 7/8	Carbide	1			✓	✓	✓	✓						✓		✓		
<b>RSB-M225 C Metal Carbide</b>  precise · straight · rugged · Longlife	092627	1,25	225 8 7/8	2,5	175 6 7/8	Carbide	1										✓	✓	✓			✓	
<b>RSB-HB240 C Hollow Brick Carbide</b>  coarse · rugged · Longlife	092628	1,5	240 9-7/16	12,7	190 7 1/2	Carbide	1								✓	✓							
<b>RSB-FI400 Fibre Insulation</b>  precise · straight	092629	1,5	400 15 3/4	5	320 12 5/8	HCS	1															✓	

In order to develop a better tool for carpenters, we at MAFELL often take a special approach: We change our point of view and completely reconceive the tool in essential parts. At the same time, we always keep in mind the future requirements of the woodworking trade.

From this way of thinking, paired with an outstanding material and processing quality, amazing solutions emerge again and again. For example, in terms of functionality and ease of use. It is our claim that you no longer have to think about your tools when doing your work. Simply because we at MAFELL have already done so extensively. After all, we have a common goal: the perfect job. Or in brief:

creating excellence

Your MAFELL authorized dealer:



**MAFELL AG** · Beffendorfer Straße 4 · 78727 Oberndorf · Germany  
Telefon +49 7423 812-114 · E-Mail [export@mafell.de](mailto:export@mafell.de) · [www.mafell.com](http://www.mafell.com)