

**mafell**  
creating excellence

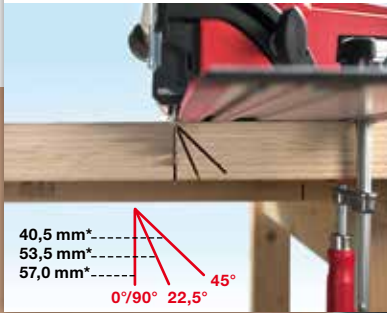


# Plunge-cut saws

MT 55 cc | MT 55 18M bi

# Precision enhanced by flexibility: Plunge-cut saws MT 55 cc and MT 55 18M bl.

## CUTTING DEPTHS UP TO 57 MM (2¼ INCH)



When the blade is set to 0°, it can cut to a depth of 57 mm\* (2 ¼ inch). Thanks to the tilting system, the options afforded for bevel cuts are practically unlimited as well. When set to an angle of 45°, the saw can still cut to a depth of 40.5 mm\* (1 ½ inch).

\*without track

## PRECISION AT THE HIGHEST LEVEL

All machine details are tuned to achieve the utmost precision. For example, with the scoring function for coated panel materials.





The idea of developing a new plunge-cut saw is not new in itself. The novel aspect in this case, however, was a fundamental rethink and the modeling of all components to create an unique tool. In consequence, the new MAFELL plunge-cut saw is not only extremely precise and easy to use, but also - thanks to innovative battery technology - more portable than ever before.

#### MORE FLEXIBILITY



In combination with the F-type guide track, the MT 55 truly shows its strengths. The saw is easy to use on other track systems as well.

#### WITH OR WITHOUT TRACK



The cutting depth can be set with millimeter precision. With or without a track – simply turn the depth pointer to show the exact position of the sawblade.


# Built for better results: The MT 55 cc and MT 55 18M bl.

## - 1° UNDERCUT


For abutted boards in visible locations.

### It couldn't be simpler:

1. Loose the locking screw. Operate the 0° stop and set the MT 55 to - 1°.
2. With this setting, machine the rear side of the two pieces that are to be joined.
3. The tear-free cut edges present a visibly tight joint.



Click here for the tutorials:



<https://mt55.mafell.de/en/#tutorials>

## SCORING FUNCTION

For through cuts that must be tear-free on both sides, e.g. when shortening doors.

### It couldn't be simpler:

1. Set up the scoring function. The cutting depth is restricted to 2.5 mm and the sawblade is very slightly displaced away from the line of the cut.
2. Place the MT 55 on the guide track and make the scoring cut.
3. Deactivate the scoring function.
4. Make the parting cut.





The MT 55 is a high-precision jack of all trades. It executes plunge, parting, bevel and angled cuts without any tearing. It can saw fiberboard, Multiplex, laminated and sandwich board, oriented strand board, gypsum wallboard, soft fiberboard, cement fiber panels and decorative laminates just as precisely as solid wood, Plexiglas, aluminum, including profiles, floor laminates and floor panels.

#### PLUNGE CUT WITH POSITION INDICATOR



For cutting recesses in worktops for hobs and basins, and openings for air vents, including in Fermacell dry lining boards, and for many other applications.

#### It couldn't be simpler:

1. Set the cutting depth with the position indicator – you will be making the cut in the face side.
2. The red slides mark exactly the position at which the blade enters and leaves the surface of the work.

#### ANGLED CUT WITH ANGLE FENCE



For right-angle cross-cuts, e.g. in baseboards and finishing strips.

#### It couldn't be simpler:

1. Set the desired angle with the scale.
2. Attach the angle fence to the guide track with the connecting piece.
3. Place the assembled unit on the workpiece.
4. Cut the workpiece at the exactly set angle.





The best of both worlds.  
Battery or mains-powered.



### The cordless plunge-cut saw MT 55 18M bl: Built for unbridled portability

High-performance CAS 18V-LiHD-lithium ion battery technology achieves superb cutting quality. The battery is processor-controlled and monitors all the relevant parameters, such as charge and temperature.



**These are powerhouses for every need. Two high-performance versions of the compact MT 55 are now available. The MT 55 18M bl features the latest battery technology and offers maximum portability. And the MT 55 cc, with its proven CUprex high-output motor, delivers unsurpassed power.**



### **The MT 55 cc plunge-cut saw: Ample power for every application.**

As regards sheer strength and outstanding motive power, the high-torque CUprex motor sets a new performance benchmark. Digital electronics optimize power output to ensure consistent speeds even when the saw is working hard.





# Always a cut above the rest. For quality and functionality.

## CHANGING BLADES



To experience the world's fastest blade change, simply press the release button and lift the lever. The housing opens to allow the blade to be exchanged quickly. When the sawblade guard is open, the starting lockout and sawblade lock are automatically engaged.

## DUST EXTRACTION

The MT 55 cc is compatible with all conventional vacuum units that have a 35 mm (1 3/8 inch) hose connector. In addition, the enclosed sawblade and the slide alongside the cut keep the amount of dust generated to a minimum.

## FINE ADJUSTMENT



Facility for extremely fine adjustment of the cutting depth setting, e.g. when working with a resharpened blade or with Fermacell.

## CHIP GUARD

The adjustable slide, which effectively seals off the work, proves useful when operating the MT 55 cc on a guide track.

## CUTTING DEPTH SCALE

The cutting depth can be set with millimeter precision, with or without the guide track – simply turn the pointer to show the exact cutting depth.






Only machines manufactured with a passion for details deliver supreme performance long-term. The MT 55 is a prime example in view of its extremely rugged and high-quality materials and an ergonomic design that makes working both easier and more efficient.

#### GUIDE JAWS

Thanks to the second guide groove in the base plate and the adjustable guide jaws, the MT 55 can also be accurately adapted to rail systems of other manufacturers.

Click here for the tutorials:



<https://mt55.mafell.de/en/#tutorials>

#### GUIDE TRACK



The groove to accommodate the track is integrated in the magnesium die-cast baseplate of the MT 55 cc. Thanks to the second groove in the baseplate and adjustable guide jaws, the MT 55 fits other makers' guide tracks exactly as well.

#### CENTRAL CLAMPING

For bevel cuts, the angle setting is fixed in two locations with just half a turn of a single locking screw.



# Technical data and accessories.



**MT 55 18 M bl**



**MT 55 cc**

## Technical data

|                                |                                    |                          |
|--------------------------------|------------------------------------|--------------------------|
| <b>Nominal power input</b>     | –                                  | 1,400 W                  |
| <b>Nominal speed – no load</b> | 2660 – 5930 1/min                  | 3,600 – 6,250 1/min      |
| <b>Cutting depth</b>           | 0 – 57 mm (2 ¼ inch)               | 0 – 57 mm (2 ¼ inch)     |
| <b>Cutting depth at 45°</b>    | 0 – 40.5 mm (1 5/8 inch)           | 0 – 40.5 mm (1 5/8 inch) |
| <b>Tilting range</b>           | –1° – + 48°                        | –1° – + 48°              |
| <b>Voltage rating</b>          | 18 V                               | 230 V                    |
| <b>Weight</b>                  | 4.5 kg (9,9 lbs) (without battery) | 4.5 kg (9,9 lbs)         |

## Ref. No.

**91E002 |**  
**MT 55 cc 18 M bl - Pure -**  
**in T-MAX without battery and charger**

**91E001 |**  
**MT 55 cc 18 M bl**  
**in MAFELL T-MAX**

**917603 |**  
**MT 55 cc**  
**MaxiMAX in T-MAX**

**917602 |**  
**MT 55 cc**  
**MidiMAX in T-MAX**

## Delivery scope



1 TCT sawblade  
 162 x 1.2/1.8 x 20 mm, 48 ATB teeth  
 2 Battery-PowerTank 18 M 99  
 1 Position indicator MT-PA  
 1 Parallel guide fence  
 1 Allen key 5 mm  
 1 Dust bag  
 1 Battery-PowerStation APS 18M



1 TCT sawblade  
 162 x 1.2/1.8 x 20 mm, 48 ATB teeth  
 1 Position indicator MT-PA  
 1 Parallel guide fence  
 1 Allen key 5 mm  
 1 Mains cable 4 m (13.1 ft)



The MT 55 offers not only compelling power, precision and flexibility, but also an impressive range of optional accessories. You can therefore customize your own MT 55 perfectly to suit individual requirements and the tasks in hand.



#### TCT sawblades | Diamond sawblade

- 162 x 1,2/1,8 x 20 mm, Z 48, WZ for universal use with boards Ref. No. **092584**
- 160 x 1,2/1,8 x 20 mm, Z 24, WZ for universal use with wood Ref. No. **092533**
- 160 x 1,2/1,8 x 20 mm, Z 16, WZ for ripping in wood Ref. No. **092539**
- 160 x 1,2/1,8 x 20 mm, Z 32, WZ for universal use with wood Ref. No. **092552**
- 160 x 1,8/2,0 x 20 mm, Z 56, FZ/TZ for fine sawing in wood Ref. No. **092553**
- 160 x 1,2/1,8 x 20 mm, Z 48, FZ/TR for decorative laminates (Trespa) Ref. No. **092569**
- **Diamond sawblade** Ref. No. **092474**  
160 x 2,4/3,0 x 20 mm, Z 4, FZ/TZ for cement-bound materials



#### Parallel guide fence

with wing screws

Ref. No. **203214**



#### Connecting piece F-VS

For joining two guide tracks

Ref. No. **204363**



#### Guide rail F

| Designation | Length in m      | Ref. No.      |
|-------------|------------------|---------------|
| F 80        | 0,80 m (2,6 ft)  | <b>204380</b> |
| F 110       | 1,10 m (3,6 ft)  | <b>204381</b> |
| F 160       | 1,60 m (5,2 ft)  | <b>204365</b> |
| F 210       | 2,10 m (6,9 ft)  | <b>204382</b> |
| F 310       | 3,10 m (10,2 ft) | <b>204383</b> |



#### Angle fence F-WA

Ref. No. **205357**



#### Guide rail bags

##### Guide Bag F 160

for guide rails up to 1.6 m l

Order No. **204626**

##### Guide rail set with bag:

2 x F 160 + F-VS + 2 x F-SZ 100MM  
+ guide pocket

Order No. **204805**

##### Guide rail set with bag:

F 80 + F 160 + F-WA + F-VS  
+ 2 x F-SZ 100MM  
+ guide pocket

Order No. **204749**



#### Suction clamping system

##### Aerofix F-AF 1

with 1,3 m (4 ft 3 in) rail, adapters for  
above and underneath rail, flexible hose  
Ref. No. **204770**

##### Flexible hose FXS L

Length up to 3,2 m (10,5 ft)

Ref. No. **205276**



#### End cap F-EK

2 pieces

Ref. No. **205400**



#### Screw clamp F-SZ 180MM

2 clamps, for fixing track to work

Ref. No. **207770**



#### Non-slip profile F-HP 6,8M

6,8 m long

Ref. No. **204376**



#### Splinter guard F-SS 3,4M

3,4 m long

Ref. No. **204375**



#### Dust bag

1 off

Ref. No. **206921**



#### Battery-PowerStation

APS 18 M, 18V

Ref. No. **094453**

High-speed charger

APS 18 M+

Ref. No. **094439**



#### Battery-PowerTank 18 M 99

Li-Ion, 18V, 99 Wh (Li-HD)

Ref. No. **094438**



In order to develop a better tool for carpenters, we at Mafell often opt for a special approach: We change our point of view and completely rethink the tool in essential parts. At the same time, we always keep in mind the future requirements of the woodworking trade.

From this way of thinking, paired with an outstanding material and processing quality, amazing solutions emerge again and again. For example, in terms of functionality and ease of use. It is our claim that you no longer have to think about your tools when doing your work. Simply because we at Mafell have already done so extensively. After all, we have a common goal: the perfect job. Or in a nutshell:

creating excellence

Your MAFELL authorized dealer: