

mafell
creating excellence



Multi-cutter
MF 26 cc

The new MF 26 cc multi-cutter: 1 machine - 5 applications

With expanding groove cutter

Equipped with the MF-VN 25, the multi-cutter can produce grooves for risers or service ducts efficiently and quickly.



With aluminum composite cutter

The MF-AF 90 can be used for routing and folding techniques, as applied in facade construction and with sign boards.



With slotting head

Three slots can be cut in one pass with the MF-SE 3. This quick and simple bending technique is applied to produce curved elements.



Wallboard cutter

The MF-GF 90 cuts 90° V-grooves with very little dust; by gluing the cut faces, sturdy corner paneling is produced in just a few steps.



Sawing function

The MF 26 cc multi-cutter can be operated to a cutting depth of 26 mm on the guide rail and as a plunge-cut saw.

Guide rails

Whether sawing, routing or cutting grooves, genuine precision is best achieved with the aid of the guide rail system F.

Quick cutter changes

The guard opens with a single action. When it is opened, the starting lockout and sawblade lock engage automatically.



The MF 26 cc: the multi-talented cutter.

The best tools are those that resolve everyday problems efficiently and can be used for several applications. The MF 26 cc fits the bill in every respect and therefore offers much more than a conventional router or molding tool.

Applications

The wide variety of attachments endows the MF 26 cc with great versatility

In timber construction: lengthwise and crosswise grooves, notches, V-grooves, chamfering and sawing.

In dry construction: for routing wallboard prior to folding, bending techniques, cutting panels to size.

In facade construction: routing and folding techniques with aluminum composite panels, sawing.

For joiners and exhibition builders: lengthwise and crosswise grooves, notches, bending techniques and sawing.

The technology

The design of the MF 26 cc is characterized by the use of extremely rugged, high-quality and precision-made parts, including the lightweight magnesium die-cast housing and impact-resistant, fiber glass-reinforced plastic components.

Clean workplace

The guard that fully encloses the blade of the MF 26 cc achieves the best possible efficiency by keeping the workplace clean. Very few chips and extremely little dust escape from the housing. In addition, the design of the dust and chip channels ensures optimum removal by suction. The chip deflector comes into its own when the MF 26 cc is mounted on the guide rail. The deflector creates a seal with the workpiece and diverts the swarf away from the operator, which is especially desirable when working with aluminum composite panels. Among the other design details that facilitate clean working are the rotating hose connector and the guides for keeping the hose and cable tidy.

Ergonomics

All the operating elements are generously dimensioned and conveniently arranged. The handle is ideally positioned for fatigue-free working. Thanks to the soft grip and the machine's compact design, the MF 26 cc rests comfortably in the hand. The operator can provide additional guidance by way of the auxiliary handle.



The MF 26 cc:

Simply versatile.



Every variant of the MF 26 cc can perform all of the techniques shown here – all that is needed is the appropriate tool or special accessory. The color coding* indicates which variant is delivered with the tools required for the individual applications.

MF 26 cc GF-MAX



MF 26 cc AF-MAX



Chamfering

Boards, struts and beams can be quickly and easily chamfered up to 12 mm with the MF-GF 90.



Grooves

The MF 26 cc can be used for grooving. The width of the cutter is adjustable in the range from 15.4 to 25 mm. When cutting crosswise grooves, typically for risers or shelves, use of the guide 400 is recommended.



Bending technique

Three slots can be cut quickly in a single pass with the MF-SE 3 slotting head (special accessory). In order to match wall panels to a predetermined curve, mark the work to repeat as many times as necessary at 35 mm intervals.



MF 26 cc / 400




Routing and folding

90° corners for wallboard without an angle bead. Simply route a 90° V-groove without breaking the paper, apply glue to the faces of the groove, and press together.



Aluminum composite panels

In modern architecture, aluminum composite panels are used on facades and at the entrances to buildings. Make adjustments and form edges accurately with the aluminum composite MF-AF 90 router, 40-tooth TCT sawblade (40 Z) and MAFELL guide rail F.



Sawing

With the appropriate MAFELL sawblade, the MF 26 cc can quickly and easily be transformed into a plunge-cut saw. Cuts up to 26 mm deep can be made on the guide rail.



Service ducts

Curves can be cut as well for service ducts in soft fiberboard.




The MF 26 cc is a winner on every count. Check out the 5 best scorecards.

1. More precision



Fine setting

Turn the adjusting screw to set the cutting depth on the sliding scale with an accuracy of 1/10 mm.



Glider

The glider slides on the surface of the workpiece and thus prevents tilting. It helps to hold the MF 26 cc securely in position when it is mounted on the guide rail as well. When bending and folding aluminum composite panels and wallboard in particular, the glider ensures exact cutting depth accuracy.



Guide rail

The slot to accommodate the guide rail is integrated in the magnesium die-cast sole plate of the MF 26 cc and is compatible with all of the rails in MAFELL guide rail system F.

5. More user-friendly



Changing cutters

Simply press release button (1) and lift lever (2). Housing (3) opens so that the cutter can be quickly exchanged. When the guard is open, the starting lockout and spindle lock




are automatically engaged.

Chip deflector

The slot to accommodate the guide rail is integrated in the magnesium die-cast sole plate of the MF 26 cc AF-MAX and is compatible with all of the rails in MAFELL guide rail system F.

Tools/ special accessories

The MF 26 cc is compatible with the MAFELL guide rail system F, which opens up a broad range of applications.



2. More power



CUprex-Compact

The MF 26 cc is equipped with a **CUprex** compact motor for significantly elevated speeds and ample power in reserve.



Variable speed

Continuously variable speed up to 6250 rpm. For shaping, sawing and slotting an abundance of different materials.

3. More flexibility



Cutting depth setting

With or without a rail – simply turn the pointer to show the exact cutting depth.



Repeat stop

For settings that occur frequently, simply fasten the repeat stop to the underside of the guide rail.

4. More possibilities



Roller edge guide

Working close to the edge is facilitated by the roller edge guide. Use the scale marked on the arm to set the spacing.



Cross-cut guide rail

The MF 26 cc / 400 is permanently attached to guide 400, so that the multi-cutter and the rail form an integral unit. Stops are provided on the underside of the rail for adjusting the



angle according to the scale. Once the machining operation has been performed, a spring automatically returns the multi-cutter to the starting position.

Technical data and accessories.



MF 26 cc



MF 26 cc / 400

Technical data

Cuttind depth	0 – 26 mm	0 – 26 mm
Nominal no-load speed	3600 – 6250 1/min	3600 – 6250 1/min
Nominal input	1400 W	1400 W
Extraction connection diameter	35 mm	35 mm
Weight	4,9 kg (GF-MAX) / 5,0 kg (AF-MAX)	6,3 kg
Universal-motor	230 V / 50 Hz	230 V / 50 Hz

Ref. No.

917802 | Multi-Cutter MF 26 cc GF-MAX in the T-MAX
917801 | Multi-Cutter MF 26 cc AF-MAX in the T-MAX

917804 | Multi-Cutter MF 26 cc / 400 in carrying case

Delivery scope includes

- 1 Parallel guide fence
- 1 Mains cable 4 m

GF-MAX:

- 1 TCT saw blade
120 x 1.2/1.8 x 20 mm, AT, 24 teeth
for unsiversal use in wood
- 1 Wallboard cutter MF-GF 90/15
for 90° V-grooves up to 15 mm deep
(incl. 2 position indicators)

AF-MAX:

- 1 TCT saw blade
120 x 1.2/1.8 x 20 mm, FT/TT, 40 teeth
for fine cuts in wood
- 1 Aluminum composite cutter MF-AF 90
for 90° V-grooves up to 8 mm deep
(incl. 2 position indicators and 1 chip deflector)

- 1 TCT saw blade
120 x 1.2/1.8 x 20 mm, AT, 24 teeth,
for universal use in wood
- 1 Expanding groove cutter MF-VN 25
Cutting width 15.4 - 25 mm
- 1 Parallel guide fence
- 1 Guide track M
max. milling length 400 mm
- 1 Mains cable 4 m



TCT sawblade

- 120 x 1.2/1.8 x 20 m, AT, 12 teeth, for rip cuts in wood
- 120 x 1.2/1.8 x 20 mm, AT, 24 teeth, for universal use in wood
- 120 x 1.2/1.8 x 20 mm, TT, 40 teeth, for laminates
- 120 x 1.2/1.8 x 20 mm, FT/TT, 40 teeth, for fine cuts in wood

Ref. No. **092558**

Ref. No. **092560**

Ref. No. **092578**

Ref. No. **092559**



Guide rail

Description	length
F 80	0,80 m
F 110	1,10 m
F 160	1,60 m
F 210	2,10 m
F 310	3,10 m

Ref. No. **204380**
204381
204365
204382
204383



Guide pocket

Guide pocket TZ-FST
for guide rails up to 1.6 m
Ref. No. **095257**

Guide pocket set
F 80 + F 160 + F-WA + F-VS + 2 x
F-SZ 180MM
+ guide pocket

Ref. No. **209592**

Guide pocket set
2 x F-SZ 180 MM + 2 x F 160 +
F-VS
+ guide pocket

Ref. No. **209591**



Connecting piece F-VS

for joining two guide rails
Ref. No. **204363**



Angle fence F-WA

Ref. No. **205357**



End cap F-EK

2 pieces

Ref. No. **205400**



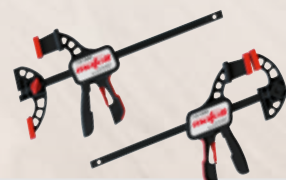
Guide track

M max. milling length 400 mm
Ref. No. **208170**
ML max. milling length 770 mm
Ref. No. **204378**



Roller edge guide MF-UA

Ref. No. **206073**



Screw clamp F-SZ 180MM

for fixing guide rail to workpiece,
2 pieces
Ref. No. **207770**



Expanding groove cutter

MF-VN 25
Cutting width 15,4 – 25 mm
Ref. No. **206074**



Aluminum composite cutter

up to 8 mm deep
MF-AF 90° (for 90° V-grooves)
Ref. No. **206809**
MF-AF 135° (for 135° V-grooves)
Ref. No. **206600**
*(incl. 2 position indicators and
1 chip deflector)




Slotting head MF-SE 3

for cutting 3 slots up to 26 mm
on guide rail F
Ref. No. **206072**



Wallboard cutter

MF-GF 90/15 for 90° V-grooves
up to 15 mm deep (incl. 2 position
indicators)
Ref. No. **206590**



Wallboard cutter

MF-GF 45 for 45° V-grooves up to
15 mm deep (incl. 2 position indica-
tors)
Ref. No. **205562**



Suction hose LW 35

4 m long, anti-static, for use when
machining solid wood
Ref. No. **093717**



Kick back stop F-RS

Ref. No. **202867**



Non-slip profile F-HP 6.8M

6,8 m long

Ref. No. **204376**



Splinter guard F-SS 3.4M

3,4 m long

Ref. No. **204375**

In order to develop a better tool for carpenters, we at MAFELL often take a special approach: We change our point of view and completely reconceive the tool in essential parts. At the same time, we always keep in mind the future requirements of the woodworking trade.

From this way of thinking, paired with an outstanding material and processing quality, amazing solutions emerge again and again. For example, in terms of functionality and ease of use. It is our claim that you no longer have to think about your tools when doing your work. Simply because we at MAFELL have already done so extensively. After all, we have a common goal: the perfect job. Or in brief:

creating excellence

Your MAFELL authorized dealer:



MAFELL AG · Beffendorfer Straße 4 · 78727 Oberndorf · Germany
Telefon +49 7423 812-114 · E-Mail export@mafell.de · www.mafell.com