



Cordless
cross-cutting system
KSS 40 18M b | KSS 300

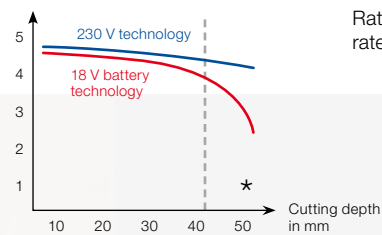
Take your saw, get set, go – with the cordless cross-cutting system KSS 40 18M bl.

40 MM CUTTING DEPTH – PURE MAFELL QUALITY



With cutting depths of up to 42 mm, the new KSS 40 18M bl covers up to 80 percent of the applications arising on building sites and ensures clean cuts – with the accustomed high MAFELL performance.

Feedrate in cm/s



Ratio of cutting depth to feedrate for cross-cutting systems

*Source: MAFELL 07/15

BRUSHLESS MOTOR

The new, compact brushless motor is extremely durable, efficient and maintenance-free. Thanks to its optimized efficiency, it ensures ideal battery capacity utilization and allows work to progress rapidly.

We have not reinvented cross-cutting - but we have made it easier and more portable. And with the new KSS 40 18M bl, we have even added a battery: one that delivers what it promises - innovative battery technology for maximum performance.

WEIGHT AND HANDLING BENEFITS



Thanks to its low weight and cordless operation afforded by state-of-the-art battery technology, the new KSS 40 18M bl is extremely easy and convenient to use.

FIVE SAWS - ONE SYSTEM



The KSS 40 18M bl offers all benefits of five saws in a single case since it can be used as a cross-cut saw, plunge-cut saw, shadow gap saw and portable circular saw with or without the Flexi-Guide. So, wherever you are, you always have the perfect, portable saw at your fingertips in a matter of seconds.



Gets the job done, from floor to ceiling: the KSS 40 18M bl.

CROSS-CUTTING

It couldn't be simpler:

With the KSS 40 18M bl cross-cutting system, the portable circular saw is permanently attached to the guide track, thus forming an integral sawing unit. One fixed and one adjustable stop allow the saw to be used for angle cuts from -45° to 60° . You simply push the saw against the work with the two stops on the underside of the track, operate the saw, and the job's done. The track automatically adopts the starting position once the cut has been executed.



SAWING SHADOW GAPS



The portable circular saw's design permits sawing close to the edge and ensures that exact shadow gaps or expansion joints from 13 mm wide can be executed with consummate ease.



It couldn't be simpler:

With the aid of the parallel fence, precision rip cuts can be executed exactly.



PORTABLE CIRCULAR SAW WITH PARALLEL FENCE AND CUTTING FREE-HAND

When it comes to internal finishing work, there is no better helper than the KSS 40 18M bl, whatever the task in hand: be it for floors, walls, doors, furniture, ceilings or roof battens - to make cross or rip cuts, rail-guided cuts, miter or compound miter cuts at angles up to 45°, or even plunge cuts.

PORTABLE CIRCULAR SAW WITH FLEXI-GUIDE FX 140



It couldn't be simpler:

Flexi-guide FX 140 permits precise, guided cuts up to 1.4 m long and can simply be rolled up and stowed compactly in the MAFELL T-Max case.

PLUNGE-CUT SAW



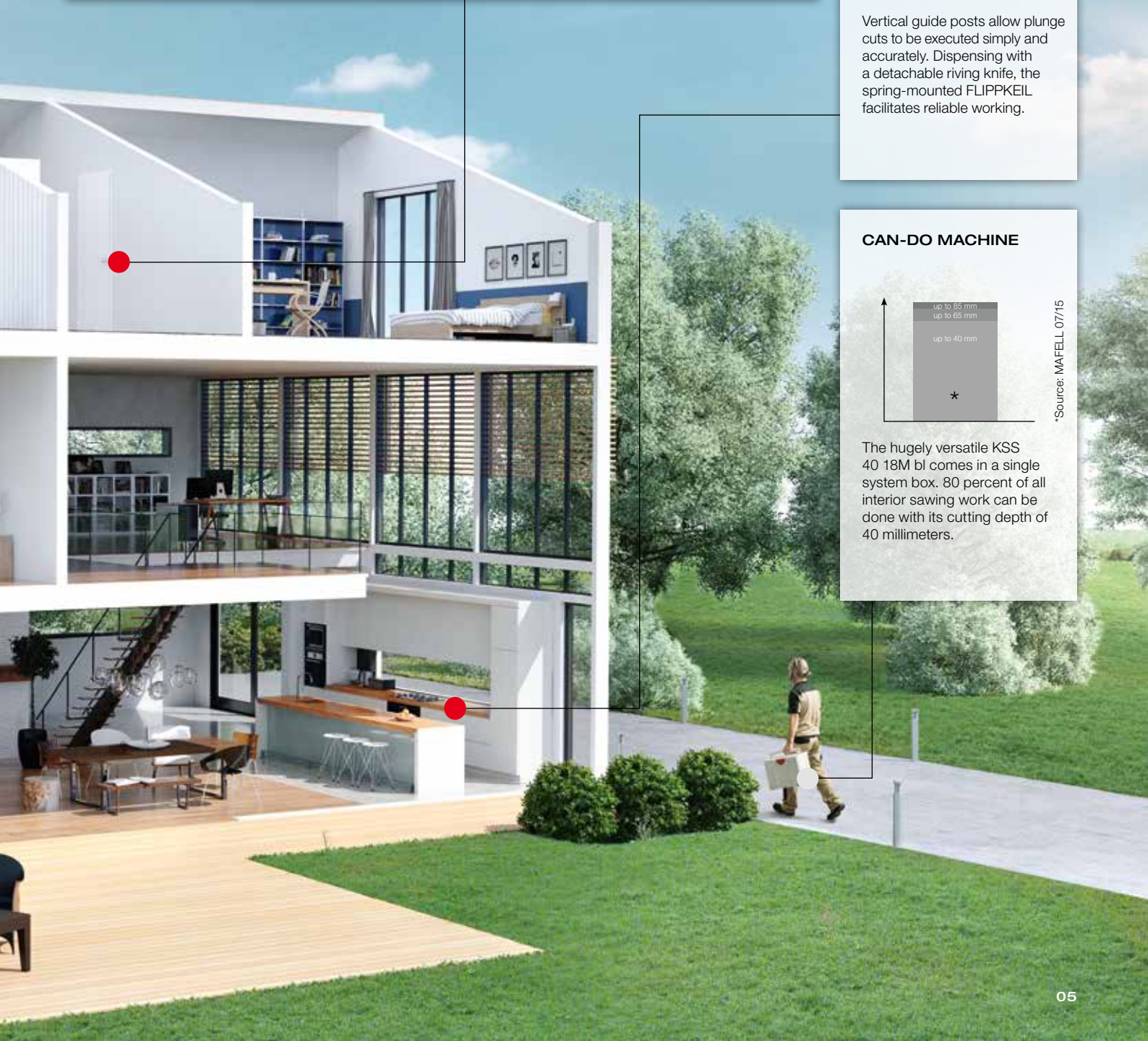
Vertical guide posts allow plunge cuts to be executed simply and accurately. Dispensing with a detachable riving knife, the spring-mounted FLIPPKEIL facilitates reliable working.

CAN-DO MACHINE



*Source: MAFELL_07/15

The hugely versatile KSS 40 18M bl comes in a single system box. 80 percent of all interior sawing work can be done with its cutting depth of 40 millimeters.



Thoroughly designed down to the smallest detail: the KSS 40 18M bl.

CUTTING DEPTH ADJUSTMENT



The cutting depth can be set quickly and is continuously variable. Simply release the lock and set the depth on the scale.

BATTERY TECHNOLOGY

The innovative, high-performance 18 V lithium ion battery technology achieves superb cutting quality. The battery is processor-controlled and automatically monitors all the relevant parameters such as charge and temperature.

RETURN MOTION

The KSS 40 18M bl is returned to its starting position after every cut by means of a polyethylene cord.

FLIPPKEIL

Dispensing with a detachable riving knife, the spring-mounted FLIPPKEIL permits reliable plunge cutting.


DETACHING THE TRACK



With the quick-release catch, the machine can also be detached from the track for subsequent use as a standalone portable circular saw.

PIVOTING GUARD

The pivoting guard can be retracted quickly and easily by means of a lever for convenience and safety when offering up the machine to make bevel and plunge cuts.



MAFELL's name stands for maximum, built-in functionality. This is clearly apparent on the KSS 40 18M bl, with its numerous, intelligent functions that make working even easier and more convenient.

BATTERY CHARGE INDICATOR



The battery charge indicator is located on the side of the battery and can be viewed at any time by pressing a button.

BATTERY RELEASE BUTTON



The battery is released at the press of a button and can therefore be replaced in a matter of seconds.

TILTING SYSTEM



The pivot point of the KSS 40 18M bl is located laterally on the underside of the rail. So there is only one pointer – regardless of whether the saw is set at an angle or being used with or without the track.



When changing the blade, the sawblade lock is operated simply by pressing a button. The sawblade can then be changed quickly and easily using the Allen key attached to the machine.

SAWBLADE LOCK



SPLINTER GUARD

The splinter guard ensures clean, tear-free cuts and also serves as a marking and cutting edge for cuts from 0 – 45°.

KSS 300 cross-cutting system: A small machine for big performance indoors

CUTTING DEPTH ADJUSTMENT



The cutting depth can be set quickly and is continuously variable. Simply release the lock and set the depth on the scale.

DETACHING THE TRACK



With the quick-release catch, the machine can also be detached from the track for subsequent use as a standalone portable circular saw.

FLIPPKEIL

Dispensing with a detachable riving knife, the spring-mounted FLIPPKEIL permits reliable plunge cutting.

TILTING SYSTEM



The pivot point of the KSS 300 is located laterally on the underside of the rail. So there is only one pointer – regardless of whether the saw is set at an angle or being used with or without the track.



The **KSS 300 cross-cutting system**. In internal finishing, one thing is important above all else: precision. Designed for supreme handling, the **KSS 300 cross-cutting system** therefore focuses on all the key functions for this type of work.

STARTING LOCKOUT

Prevents the saw being switched on inadvertently. Centrally located for easy operation by left and right-handed users.



SAWBLADE LOCK

When changing the blade, the sawblade lock is operated simply by pressing a button. The sawblade can then be changed quickly and easily using the Allen key attached to the machine.

MITER CUTS

Miters and more: simple execution of cuts for all angle joints from + 45° to - 60°. The most common angle settings engage in the rail to make the work as quick and precise as possible.



SPLINTER GUARD

The splinter guard ensures clean, tear-free cuts and also serves as a marking and cutting edge for cuts from 0 - 45°.

Technical data and accessories



KSS 300



KSS 40 18M bl

Technical data

Cutting depth at 0° with guide track	40 mm	40 mm
Cutting depth at 45° with guide track	27 mm	27 mm
Cutting depth at 0° without guide track	42 mm	42 mm
Tilt range	0 – 45°	0 – 45°
Cutting length	300 mm	300 mm
Angle cuts	–45° – +60°	–45° – +60°
Nominal no-load speed	8800 1/min	6700 1/min
Nominal input	900 W	-
Weight	3,0 kg	3,55 kg
Universal motor	230 V / 50 Hz	-
Battery	-	18 V, 99 Wh, LiHD

Ref. No.

**916701 | Cross-Cutting System KSS 40
MidiMAX in the T-MAX**

**916702 | Cross-Cutting System KSS 40
MaxiMAX in the T-MAX**

**91D502 | Cordless Cross-Cutting System
KSS 40 18M bl PURE**

**91D501 | Cordless Cross-Cutting System
KSS 40 18M bl in the T-MAX**

Delivery scope includes

- 1 Flexi-Guide rail FX 140
1.4 m with splinter guard (MaxiMAX)
- 2 Clamping claws (MaxiMAX)
- 1 TCT saw blade
120 x 1,2/1,8 x 20 mm, TT, 40 teeth
for fine cuts in wood
- 1 Guide track S, cutting length 292 mm
- 1 Parallel guide fence
- 1 Hose connector
- 1 Allen key 4 mm
- 1 Mains cable 4 m

- 1 Flexi-Guide rail FX 140 (91B301)
1.4 m with splinter guard
- 2 Clamping claws (91B301)
- 1 TCT saw blade
120 x 1,2/1,8 x 20 mm, Z 24, AT,
for fine cuts in wood
- 1 Guide track S, max. cutting length 292 mm
- 1 Parallel guide fence
- 1 Hose connector
- 2 Battery PowerTank 18M 99 (91B301)
- 1 Battery PowerStation APS M (91B301)
- 1 Dust Bag

The high-performance **KSS 40 18M bl** takes the **KSS 300** to the next development level with state-of-the-art battery technology. The machine stands out thanks to its impressive performance and the attractive range of accessories included.



TCT saw blade

120 x 1.2/1.8 x 20 mm
AT, 12 teeth
for rip cuts in wood

Ref. No. **092560**



TCT saw blade

120 x 1.2/1.8 x 20 mm
AT, 24 teeth
for universal use in wood

Ref. No. **092558**



TCT saw blade

120 x 1.2/1.8 x 20 mm
TT, 40 teeth
for fine cuts in wood

Ref. No. **092559**



TCT saw blade

120 x 1.2/1.8 x 20 mm
TT, 40 teeth
for laminates

Ref. No. **092578**



Flexi-Guide rail FX 140

1.4 m with splinter guard

Ref. No. **204372**



Lever clamp F-SZC 180

2 pieces, for fixing guide rail to
workpiece

Ref. No. **093868**



Guide track

Guide track S
cutting length 292 mm

Ref. No. **208169**



Splinter guard

2 pieces

Ref. No. **204371**



Dust bag

Ref. No. **206787**



Battery PowerTank

18 M 99 LiHD, 18 V, 99 Wh
Ref. No. **094503**

18 M 144 LiHD, 18 V, 144 Wh

Ref. No. **094498**



Battery PowerTank

18 M 144 LiHDX, 18 V, 144 Wh
Ref. No. **094520**



Battery PowerStation

APS M, 18V

Ref. No. **094492**

APS M+

Ref. No. **094509**

Quick Charger 18 V



Power-Set 2

2x 18 M 99 LiHD + APS M

Ref. No. **209599**



Power-Set 3

2x 18 M 144 LiHD + APS M+

Ref. No. **209598**



Power-Set 4

2x 18 M 144 LiHDX + APS M+

Ref. No. **212615**



Power-Set 5

4x 18 M 99 LiHD + 2x APS M+

in MAX3
Ref. No. **209633**

In order to develop a better tool for carpenters, we at MAFELL often take a special approach: We change our point of view and completely reconceive the tool in essential parts. At the same time, we always keep in mind the future requirements of the woodworking trade.

From this way of thinking, paired with an outstanding material and processing quality, amazing solutions emerge again and again. For example, in terms of functionality and ease of use. It is our claim that you no longer have to think about your tools when doing your work. Simply because we at MAFELL have already done so extensively. After all, we have a common goal: the perfect job. Or in brief:

creating excellence

Your MAFELL authorized dealer:



MAFELL AG · Beffendorfer Straße 4 · 78727 Oberndorf · Germany
Telefon +49 7423 812-114 · E-Mail export@mafell.de · www.mafell.com