

**mafell**  
creating excellence



Insulation  
sawing system  
DSS 300 cc

# Precise, clean and versatile: The new MAFELL insulation sawing system.

## PRECISE: DOWN TO A CUTTING DEPTH OF 300 MM



Perfect interaction of all system components and innovative details, including the cutting wire, carbon guide fin and chip sweepers, achieve a high-precision cut.

## CLEAN AND SIMPLE: HIGH-CAPACITY EXTRACTOR S 200



Cutting wood fiber insulating materials generates enormous quantities of dust and chips. The S 200 effortlessly collects up to 90% of the airborne waste.



The MAFELL DSS 300 cc is a unique wire saw for cutting pressure-resistant and flexible wood fiber insulating materials. Precision cutting for a perfect fit improves building insulation, eliminates thermal bridges and thus prevents structural damage. The DSS 300 cc is instrumental in ensuring that insulation work is performed with the utmost efficiency.

**VERSATILE: WORKBENCH ST 1700 VARIO**



Whether you're cutting longways, crossways or at an angle, the plug-in supporting system for pressure-resistant and flexible insulating materials can be configured to suit any situation. Even when working on scaffolding.



# The right solution for every situation: The DSS 300 cc.

## ANGLED CUTS LONGWAYS AND CROSSWAYS

### It couldn't be simpler:

Insert a track clamp in both ends of the guide track, offer up the track and press the tips into the material. Attach the glider, offer up the DSS 300 cc, make the cut and the job's done.



## FLEXIBLE INSULATING MATERIALS



Flexible materials, as used to insulate the space between studs for example, can be cut quickly and accurately with the DSS 300 cc as well.

## MATERIALS

Wood fiber insulation board  
– pressure-resistant  
– flexible

PUR rigid foam (without underlay)

Styropor EPS, Styrodur XPS

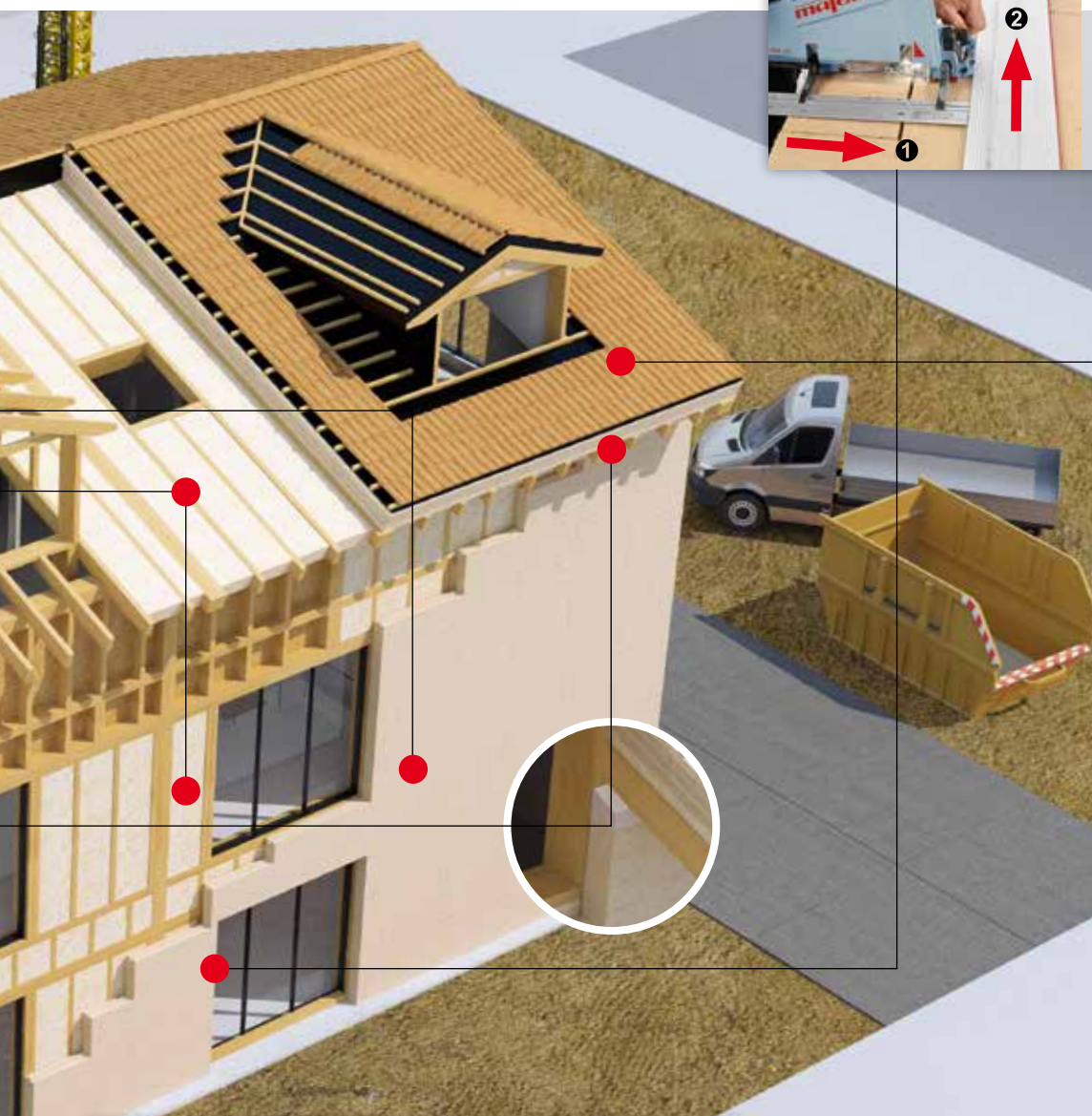
## BEVEL CUTS

### It couldn't be simpler:


For exact bevel cuts, the DSS 300 cc can be continuously pivoted through 60° referencing the scale. To make the cut, use an auxiliary rest on or alongside the guide track.



Perfect interaction of all system components and innovative details, including the cutting wire, carbon guide fin and chip sweepers, achieve a high-precision cut.



#### WINDOW OPENINGS



**It couldn't be simpler:**  
Attach the guide track to the long side of the opening.  
① Cut the short side freehand, following a mark.  
② Cut the long side by running the tip of the base plate along the guide track.

#### DORMERS | CHIMNEYS



**It couldn't be simpler:**  
The cutting wire and carbon guide fin can be tilted back through 45°. This allows corners to be cut neatly on a slope, as required for dormer windows or chimneys.

#### SHAPING



**It couldn't be simpler:**  
Detach the double-sided toothed belt and lower the pulley. Thanks to the unique cutting wire, the DSS 300 cc can cut in practically any direction.

# The insulation saw DSS 300 cc.

## 2-DIMENSIONAL TILTING



The DSS 300 cc can cut at tilt angles up to 60°. In addition, the cutting wire and riving knife can be tilted back through 45°.

## CARBON GUIDE FIN



The high-tech carbon guide fin is a standout feature of the DSS 300 cc. The extreme rigidity achieved by tailored carbon fiber placement is key to delivering the required cutting precision. And the low weight makes the machine easier to handle.

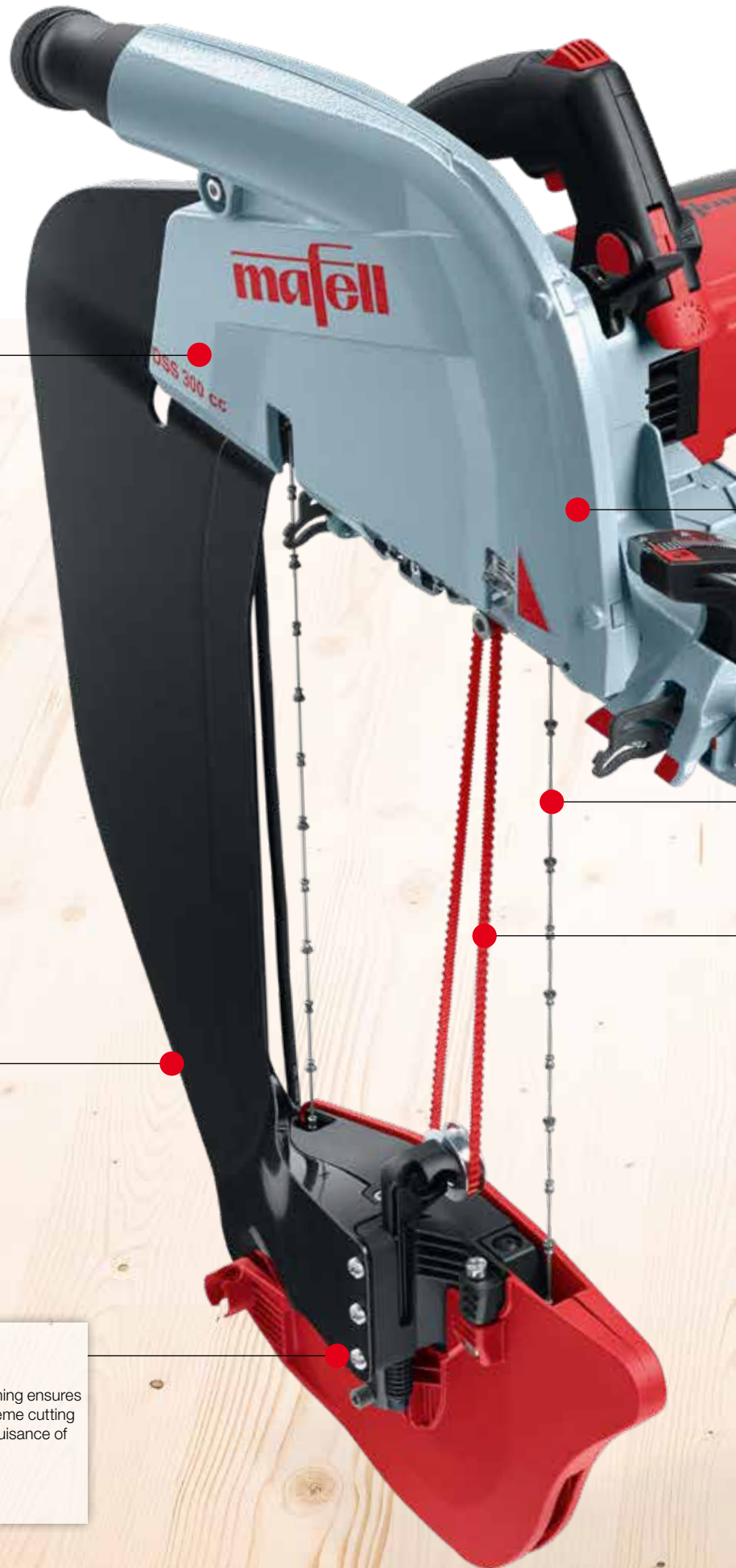
## CABLE CLIP



The power lead can be clipped to the housing for convenient and safe working, especially when the saw is cutting shapes or is tilted.

## WIRE TENSION

Automatic wire tensioning ensures consistency and supreme cutting quality – without the nuisance of manual adjustment.



The DSS 300 cc is a specialty tool for cutting wood fiber insulating materials. Its extremely light and highly rigid carbon guide fin achieves unprecedented precision. This integrated system, which also includes the high-capacity extractor S 200 and workbench ST 1700 Vario, is simply unbeatable.



**THE CUprex HIGH-PERFORMANCE MOTOR** stands for sheer strength and outstanding motive power.

#### DETACHABLE AUXILIARY REST / GLIDER



Three-in-one functionality:

1. Auxiliary rest for enlarging the footprint
2. Guide fence when operating on the track to the right of the cut
3. As a glider for height compensation when working with the track

The auxiliary rest has a tracking pointer in case required by the cutting task at hand.



#### WIRE PULLEY



The wire pulley has divided pockets to accommodate the beads and drive elements. Furthermore, the sweepers at the top and bottom prevent waste build-up and ensure that the wire runs smoothly.

#### DOUBLE-SIDED TOOTHED BELT

The sweeping belts convey chips and dust away from the kerf and improve both extractor performance and cutting precision.

#### CUTTING WIRE



The unique beads on the cutting wire are designed to cut in any direction. Each of these specialty cutting tools is equipped with 23 beads and drive elements.

## Efficiency

German energy saving regulations are driving the trend towards thicker materials. But cutting eco-friendly wood fiber insulation is notoriously difficult and time-consuming with conventional tools.

A lack of dimensional accuracy can easily give rise to thermal bridges, poor insulation and quality defects, which can prompt clients to file warranty claims. Laborious alternatives, such as the installation of two

thinner layers, are likewise unlikely to prove especially efficient.

The innovative solutions embodied by the DSS 300 cc represent an entirely new approach to precise, clean, versatile and efficient working practices.

# The workbench ST 1700 Vario and high-capacity extractor S 200.

## VERSATILE CONFIGURATION

The aluminum legs are simply inserted in the holes in the base to provide an ideal work surface in every situation, no matter what the task.

Cutting longways



Cutting crossways



Diagonal cuts



Flexible insulating materials



## EASY TRANSPORT



All the components are stowed inside the ST 1700 Vario to ease transportation.



Given the appropriate accessories, insulating materials can be cut precisely in an almost infinite number of ways. The compact and highly flexible workbench allows you to work with extreme accuracy, even when making very long cuts. A more pleasant working atmosphere and ease of handling are ensured by the powerful high-capacity extractor.



**DOCKING STATION**



For parallel fence and/or edge guide.

**BAYONET CATCH AND KINK PROTECTION**

A practical vertical bayonet catch with additional keeper ensures a secure hose connection. Severe bending of the hose is prevented by the supplied spiral guard.

**HANDLES**

These aid maneuverability and allow the extractor to be lifted by a crane.

**STANDARD EXTRACTOR S 35 M**



The delivery scope of the S 200 also includes a 35-liter container. This gives you all the benefits of a full-spec extractor, such as Permanent Clean functionality, a nano-coated main filter and intelligent iPulse sensor technology.

**MACHINE HOLDER**



Machine holder S 200-MH provides a safe resting place for the DSS 300 cc either on the high-capacity extractor or – with the aid of scaffold clamps – when working at heights.

**LARGE CAPACITY**

The extractor offers a generous capacity of 200 liters. Chips are collected in a reusable woven bag with a window and level indicator.

# Technical data and accessories.



**Insulation saw DSS 300cc**

## Technical data

<b>Cutting depth</b>	306 mm
<b>Cutting depth at 45°</b>	206.5 mm
<b>Cutting depth at 60°</b>	142 mm
<b>Tilting range</b>	60°
<b>Tilting range to rear</b>	45°
<b>Nominal speed – no load</b>	4,700 1/rpm
<b>Nominal power input</b>	1,800 W
<b>Weight</b>	8.25 kg
<b>Universal motor</b>	230 V/50 Hz
<b>Cutting width</b>	6 mm
<b>Extraction connector dia.</b>	Ø 35 mm

## Delivery scope

Ref. No. **919601**

- 2x Cutting wire, 6 mm wide
- 1x Double-sided toothed belt
- 1x Auxiliary rest/glider
- 1x Mains cable 4 m
- 2x Cable cover K-Fix
- 1x Carrying case



**Carrying case**



**Workbench ST 1700 Vario**

## Technical data

<b>Dimensions (length x width)</b>	1,724 x 753 mm
<b>Working height</b>	691 mm
<b>Weight</b>	44,5 kg

## Delivery scope

Ref. No. **91A601**

- 10x Aluminum leg
- 2x Support large
- 6x Support small
- 4x Stop

The new DSS 300 cc gives you all you need to machine a variety of insulating materials. Specially coordinated accessories enable you to observe high-precision, quick and clean working practices.



**Cutting wire DSS-SR**

1x Cutting wire DSS-SR  
1x Pulley guard  
2x Sweeper

Ref. No. **206370**



**Double-sided toothed belt**

1x Ref. No. **206371**



**Parallel guide fence**

1x Ref. No. **205323**



**Double-sided toothed belt**

1x Ref. No. **205166**



**Machine holder**

1x Ref. No. **207164**



**Track clamp F-FIX**

2x Ref. No. **206760**



**Cable cover K-FIX**

2x Ref. No. **206369**



**Container 200 I**

1x incl. extractor mounting, hose guard and 2x chip bag S 200  
Ref. No. **206869**



**Chip bag S 200**

2x Ref. No. **093791**



**Guide rail F**

Designation	Length in m	Ref. No.
F80	0.80 m	<b>204380</b>
F110	1.10 m	<b>204381</b>
F160	1.60 m	<b>204365</b>
F210	2.10 m	<b>204382</b>
F310	3.10 m	<b>204383</b>



**Connecting piece F-VS**

For joining two guide tracks  
Ref. No. **204363**



**Angle fence F-WA**

Ref. No. **205357**



**End cap F-EK**

2x Ref. No. **205400**



**Non-slip profile F-HP 6,8M**

6,8 m long Ref. No. **204376**




**Lever clamp F-SZC 180**

2 pieces, for fixing guide rail to workpiece  
Ref. No. **093868**



**Guide pocket**

**Guide pocket TZ-FST**  
for guide rails up to 1.6 m  
Ref. No. **095257**



**Guide unit ST-FE 200**

incl. guide track, mounting bracket and auxiliary rest  
Ref. No. **207277**



**Splinter guard F-SS 3,4M**

3.4 m long Ref. No. **204375**

**Guide pocket set**  
F 80 + F 160 + F-WA + F-VS + 2 x F-SZ 180MM + guide pocket  
Ref. No. **209592**

**Guide pocket set**  
2 x F-SZ 180 MM + 2 x F 160 + F-VS + guide pocket  
Ref. No. **209591**

In order to develop a better tool for carpenters, we at MAFELL often take a special approach: We change our point of view and completely reconceive the tool in essential parts. At the same time, we always keep in mind the future requirements of the woodworking trade.

From this way of thinking, paired with an outstanding material and processing quality, amazing solutions emerge again and again. For example, in terms of functionality and ease of use. It is our claim that you no longer have to think about your tools when doing your work. Simply because we at MAFELL have already done so extensively. After all, we have a common goal: the perfect job. Or in brief:

creating excellence

Your MAFELL authorized dealer:



**MAFELL AG** · Beffendorfer Straße 4 · 78727 Oberndorf · Germany  
Telefon +49 7423 812-114 · E-Mail [export@mafell.de](mailto:export@mafell.de) · [www.mafell.com](http://www.mafell.com)