

mafell
creating excellence



DDF 40

DuoDoweler
DDF 40

The new DuoDoweler DDF 40: Simple. Versatile. Precise.

SIMPLY CONVENTIONAL



The DDF 40 is a slimline machine with a flat baseplate. It produces practical dowel joints with the ease of handling associated with conventional jointers.

SIMPLE SIDE FENCES



The patented alignment system with spring-loaded stop pins in the baseplate has simply been adapted for the new side fence set SA 320. It allows pairs of holes to be drilled a long distance from the reference edge, and repeated, very easily without any need for marking.



The DuoDoweler DDF 40 introduces greater ease and efficiency to the task of drilling accurate dowel holes. Its hallmarks are a broad range of applications, a new ergonomic design for easy handling, and absolutely aligned, stable joints. Whether in the workshop or on site, no other hand-held power tool can produce such high-quality joints.

SIMPLY UNIVERSAL



The proven technique of using dowels in pairs rules out the risk of any twisting movement between the two pieces once they are joined. It also holds the pieces in alignment.

SIMPLY RIGID



A distance of 32 mm between hole centers is an everyday standard for professionals. While other joining systems always call for additional tooling, the DDF 40 also enables users to produce rows of holes, and holes for hardware, with a spacing of 32 mm. Entire furniture items are therefore easy to assemble.



Basic applications: Now even easier to achieve precision.

CORNER JOINT

It couldn't be simpler:

The distance from the edge is determined by the spring-loaded pins. To drill the pairs of holes, offer up the DDF 40 horizontally to workpiece A and vertically to workpiece B.



PARTITION/SHELF

It couldn't be simpler:

The partition or shelf butts up against the side wall of the carcass. The pairs of holes are drilled with the aid of the spring-loaded stops: first left, then right – first vertical, then horizontal.



Application video



ROW OF HOLES

It couldn't be simpler:

First determine the drilling height by adjusting the tilting fence. Then insert additional stop K, fix the position and drill. Any number of additional holes can be produced by repeat.




Application video



When producing corner joints, partitions or rows of holes, the DDF 40 offers not only the precision of a stationary machine, but also the cost savings associated with standard wooden dowels. In addition, the technique of using dowels in pairs already achieves outstanding stability at the dry assembly stage.



Application video



The DuoDoweler DDF 40: Precision in every detail.

1 TILTING FENCE HEIGHT ADJUSTMENT



The rotary knob and scale allow the tilting fence to be accurately repositioned up to a height of 62 mm (2 7/16 in.). Regularly occurring dimensions can be preset by way of the turret.

2 ON/OFF SWITCH

The centrally located switch is always within easy reach. It locks out automatically when tool changes are taking place.

3 CHEEKS

Cheeks on the baseplate allow holes to be drilled at a fixed distance of 49 mm (1 15/16 in.).


4 SPRING-LOADED STOP PINS

Two spring-loaded pins in the baseplate enable the user to drill holes at a fixed distance of 15,5 mm (5/8 in.) from the edge of the work; repetitive drilling without any measuring or marking is simple.



5 SOCKETS FOR STOPS/FENCES

Several sockets are provided in the baseplate and tilting fence to accommodate a variety of auxiliary stops/fences, such as the ZAG or SA 320.



The user-friendly design of the DuoDoweler DDF 40 becomes apparent as soon as you catch sight of its ergonomic handle and flat baseplate. All of its refinements and first-rate machining precision are revealed as soon as you get to know it better – ideally during everyday use.



9 ERGONOMIC HANDLE

The ergonomic motor housing, with a molded grip at the front and a hump at the rear, gives the operator a perfect hold no matter what the job, while ensuring the ideal transmission of force to the machine.

8 DRILLING DEPTH ADJUSTMENT



Two stops, numbered 1 and 2, allow two drilling depths to be set. The desired depth is preselected with the rotary knob. The knob also has a tool change setting, which automatically locks out the on/off switch.



6 TILTING FENCE ANGLE ADJUSTMENT

The tilting fence is located on two columns and fastened with a single adjusting screw. For miter joints, it tilts continuously from 0 through 90 degrees. Indexing stops are provided at 22.5°, 45° and 67.5°.



7 ALIGNMENT MARKS

Marks on the window and baseplate enable the user to align the machine with marks on the work.

One tool, numerous applications.

Visit the DDF 40
Application video



<https://ddf40.mafell.de/en/#tutorials>


CORNER JOINT



PARTITION/SHELF



ROW OF HOLES



Smart accessories make the DuoDoweler DDF 40 a convenient multi-purpose machine. Thanks to the variety of stops/fences, for example, in most cases you don't need to use a template or mark out the work. Want to know more? Our videos show the many different ways in which the DDF 40 can be used. Simply scan the QR code to find out more.

MITER CORNER JOINT



FRAME JOINT



BATTEN JOINT



RABBET JOINT



More information about
the accessories:

<https://ddf40.mafell.de/en/#accessories>



Technical data and accessories



DDF 40

Technical data

Universal motor	230 V~, 50 Hz
Nominal power input	900 W (1.2 hp)
Drilling depth	0–40 mm (0-19/16 inch)
Drill spacing	32 mm (1¼ inch)
Tilt range	0–90°
Tool diameter max.	12,2 mm (½ inch)
Tool diameter min.	3 mm (⅛ inch)
Chuck diameter Ø	8 mm (5/16 inch)
Tool no-load speed	8000 rpm
Hose connector outside dia.	29 mm (1⅛ inch)
Weight excluding power cable	2,8 kg (6,2 lbs.)
Dimensions (W x L x H)	145 x 300 x 164 mm (5⅛ x 11⅜ x 6 7/16 inch)

Ref. No.

**DuoDowler DDF 40 MidiMAX
in T-MAX**

918601

**DuoDowler DDF 40 MaxiMAX
in T-MAX**

918602

Delivery scope



- 1 Auxiliary rest ZA
- 1 Set of additional stops ZAG
- 1 Pose connector
- 1 Position indicator PAZ
- 1 Allen key with handle
- 1 Glue bottle 250 ml
- 2 Anti-slip mats
- 1 Mains cable 4 m
- 2 Dowel drill bit HW Ø 8 mm
- 1 pack of wooden dowels 8 x 30 mm, 200 pieces



- 1 Auxiliary rest ZA
- 1 Set of additional stops ZAG
- 1 Pose connector
- 1 Position indicator PAZ
- 1 Allen key with handle
- 1 Glue bottle 250 ml
- 2 Anti-slip mats
- 1 Mains cable 4 m 077015
- 2 Dowel drill bit HW Ø 8 mm
- 2 Dowel drill bit HW Ø 6 mm
- 1 Pack of wooden dowels, 8 x 30 mm, 200 pieces
- 1 Pack of wooden dowels, 6 x 30 mm, 350 pieces
- 1 Dowel nozzle Ø 8 mm
- 1 Side fence set SA 320
- 1 Stop pin insert for battens LA



Dowel drills HW

HS Ø 3 mm	Ref. No. 090083	HW Ø 8 mm	Ref. No. 090097	HW Ø 10,1 mm	Ref. No. 090124
HW Ø 5 mm	Ref. No. 090089	HW Ø 8,1 mm	Ref. No. 090122	HW Ø 10,2 mm	Ref. No. 090125
HW Ø 6 mm	Ref. No. 090096	HW Ø 8,2 mm	Ref. No. 090123	HW Ø 12 mm	Ref. No. 090099
HW Ø 6,1 mm	Ref. No. 090120	HW Ø 10 mm	Ref. No. 090098	HW Ø 12,2 mm	Ref. No. 090127



Side fence set

Side fence set SA 320

With edge guide. For machining at a large distance from the edge, in the range 105 – 320 mm (4 1/8 – 12 5/8 inch).

Ref. No. **206490**



Stop pin insert for battens LA

Stop pin insert for battens LA

For drilling narrow battens in the range 14 – 48 mm (9/16 – 1 7/8 inch)

Ref. No. **206491**



Anti-slip mats

For protection and to provide good grip for the workpiece on a variety of surfaces. 2 mats, size 265 x 175 mm (10 7/16 - 6 7/8 inch)

Ref. No. **095063**

In order to develop a better tool for carpenters, we at MAFELL often take a special approach: We change our point of view and completely reconceive the tool in essential parts. At the same time, we always keep in mind the future requirements of the woodworking trade.

From this way of thinking, paired with an outstanding material and processing quality, amazing solutions emerge again and again. For example, in terms of functionality and ease of use. It is our claim that you no longer have to think about your tools when doing your work. Simply because we at MAFELL have already done so extensively. After all, we have a common goal: the perfect job. Or in brief:

creating excellence

Your MAFELL authorized dealer:



MAFELL AG · Beffendorfer Straße 4 · 78727 Oberndorf · Germany
Telefon +49 7423 812-114 · E-Mail export@mafell.de · www.mafell.com